


P03

Pendant control station





























Single row pendant control station with three push buttons for small hoist

Features

- Bi-directionality is mechanically interlocked;
- IP65 Double insulation (IEC / EN 60529);
- Laser engraved symbols according to EN 60204-1, FEM 9.941;
- Shock proof and heat resistant;
- Available versions: for single or double speed motors and direct control 1 kW - 1 speed;
- Available with UL/CSA requirements;
- Available upon request also in V0 material, UL approved;
- Available in kit version.

Available codes

					
P03.1 Single speed					
P03.2 Single speed					
P03.3 Single speed					
P03CD Direct control / Single speed					
P03D2 Double speed					


Compliance and certifications

- EN 60947-1 (2007/A1 : 2011/A2 : 2014)
- EN 60947-5-1 (2004/A1 : 2009/AC : 2004/AC : 2005)
- EN ISO 13850 (2015)
- EN 60204-1 (2006/A1 : 2009)
- EN-ISO 13849-1 (2015)
- EN ISO 13849-2 (2012)
- EN 60529 (1991/A1 : 2000/A2 : 2013)
- EN 50581 (2012)
- IEC 63000 (2016)
- 2014/35/UE
- 2011/65/UE
- 2015/863/UE

Technical data

General characteristics		
Compliant to standards		IEC / EN60947-5-1
Material		ABS
Material Group		II
Pollution class		3
Temperature	operating storage	-25°C ... +70°C -30°C ... +70°C
Cable entry		rubber cable sleeve Ø 7 ... 18 mm

Electrical characteristics - Contact blocks

Marking		 (For contacts by direct control only CE certification is valid)	
Rated insulation voltage [Ui]		690 V *	
Rated impulse withstand voltage [Uimp]		4 kV *	
Frequency		50/60 Hz *	
Rated thermal current [Ith]		16 A *	
Rated thermal current in enclosure [Ithe]		10 A	
Rated operational current [Ie]			
AC-15 alternate current	type: PL0040..	24 V	16 A *
		60 V	12 A
		120 V	8 A
		240 V	6 A
		400 V	4.5 A
		440 V	3.5 A
		500 V	3 A *
		690 V	1 A
DC-13 direct current	type: PL0040..	24 V	2 A *
		48 V	1.2 A
		60 V	0.85 A
		110 V	0.4 A
		220 V	0.25 A *
Conditional short circuit withstand current		1000 A *	
Fuses rating gG		10 A * - 500 V	
Contact insulation resistance		≤ 25 mΩ	
Switching mechanism	type: PL0040..	slow break double gap contacts	
Positive operation		NC contact blocks - positive opening	
Operating force		4 N	
Electric durability AC-15		1 A	1.5 millions of cycles
		2 A	0.5 millions of cycles
		3 A	0.25 millions of cycles
Terminal type	type: PL0040..	M3.5 screw terminals	
Terminal capacity	type: PL0040..	N° 1 or 2 flexible and solid conductor 1 ... 2.5 mm ²	
Climate resistance	IEC68 part 2-3 IEC68 part 2-30	damp heat, steady state damp heat, cyclic	

UL508 characteristics

Rated insulation voltage [Ui]		10 A - 600 V ac / 2.5 A - 125 V dc
Rated impulse withstand voltage [Uimp]		A600-Q600

* IMQ approved values

P03

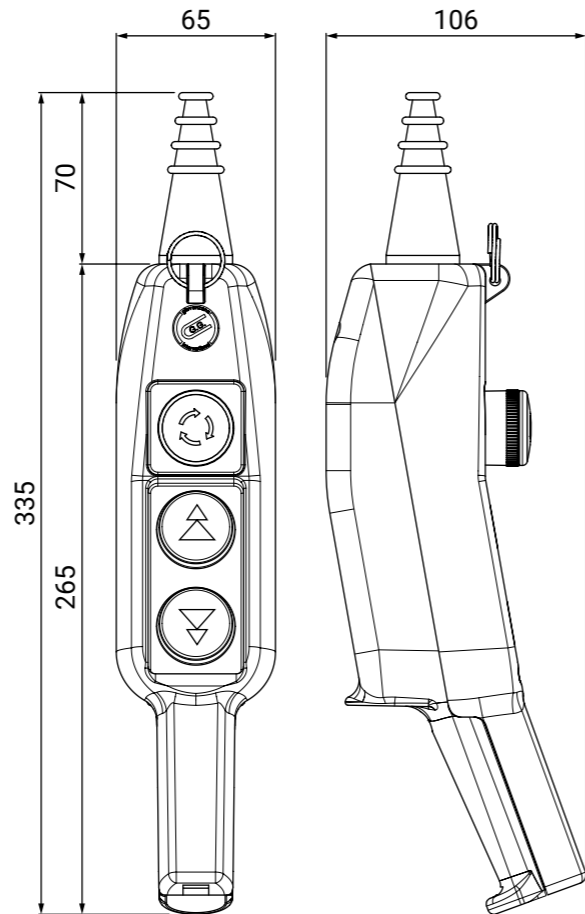
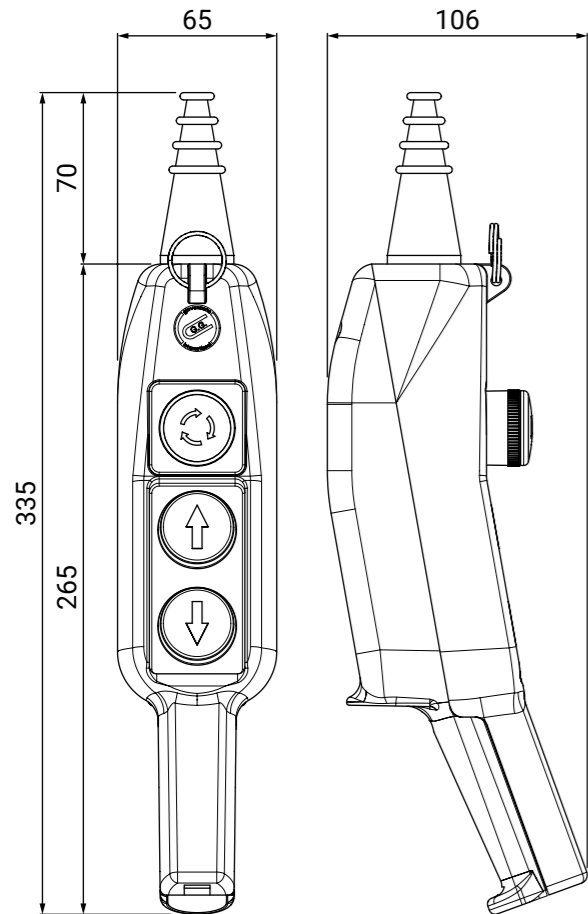
Pendant control station

Available codes




































P03.1 (P03.1N - black version)
P03.2
P03.3
P03CD

P03D2



Standard versions

PRODUCT CODE	FUNCTION	LAYOUT	PUSH BUTTON	CONTACT CONFIGURATION
P03.1 P03.1N	Single speed			 1 NC
				 1 NO
				 1 NO
P03.2	Single speed			 1 NC
				 2 NO
				 2 NO
P03.3	Single speed			 1 NC
				 3 NO
				 3 NO
P03CD	Direct control Single speed			 2 NC + 1 NO
				 1 NC + 2 NO
				 1 NC + 2 NO
P03D2	Double speed			 1 NC
				 NO + NO
				 NO + NO

CONTACT CODE

Single speed



1 NC

PL004001



1 NO

PL004002

Single speed
Direct control



1 NC

PL004001CD



1 NO

PL004002CD

Double speed



NO + NO

PL004010.S